

A woman with dark hair tied back, wearing a grey long-sleeved shirt, is looking directly at the camera with a slight smile. She is in a server room, with rows of server racks visible in the background. Another person is partially visible in the background to the right, looking away from the camera. The lighting is soft and professional.

Smart-UPS: legendary uninterruptible power

Intelligent, reliable protection for servers and networks

Life Is On

APC[®]
by Schneider Electric



A legacy of
reliability

Smart-UPS
models

Smart-UPS
management
solutions

Smart-UPS
accessories

Life Is On | **APC**
by Schneider Electric

 **TelecomOptions**
CLEARLY YOUR BEST CHOICE

Maintain critical operations with certainty

Energy reliability has a name.

From home offices to business enterprises, Smart-UPS™ units support the uninterruptible power needs of your IT and equipment. This time-tested benchmark from APC™ by Schneider Electric™ protects critical data and connections from power risks by supplying clean, reliable, network-grade power.



Life Is On

APC[®]
by Schneider Electric

 **TelecomOptions**
CLEARLY YOUR BEST CHOICE

The Smart-UPS family

A variety of models for a variety of needs.

There is a Smart-UPS model for nearly every application and budget. Choose from a range of form factors to fit any client's needs. From entry level to scalable runtime, Smart-UPS solutions are ideal for servers, point-of-sale equipment, routers, switches, hubs, and more.



Life Is **On** | **APC**
by Schneider Electric



Smart-UPS models

Life Is  On | **APC**
by Schneider Electric

 **TelecomOptions**
CLEARLY YOUR BEST CHOICE

SMC: entry-level UPS models

IDEAL FOR:

- Small business routers
- Entry-level servers
- Point-of-sale equipment



SMC1500C



SMC1500-2UC



SMC1000C



SMC1000-2UC

Life Is On

APC
by Schneider Electric

SMC: entry-level UPS models

IDEAL FOR:

- Small business routers
- Entry-level servers
- Point-of-sale equipment

SMC features:

- **Network-grade power conditioning**
Filters noise, provides automatic voltage regulation (AVR), and includes surge protection
- **Sine-wave output on battery**
Compatibility with a broad range of IT power supplies whether online or on battery
- **LCD display**
Intuitive interface provides key status at a glance
- **Battery disconnect**
Convenient way to disconnect battery for transport (tower models)
- **PowerChute™ Business Edition software**
UPS monitoring and control, safe operating system shutdown, and innovative energy management capabilities via USB (optional serial cable available)
- **Intelligent battery management**
Extends battery life, optimizes performance, and maximizes reliability through precise temperature-compensated charging and automatic self tests
- **High-efficiency green mode**
Optimal efficiency that saves utility and cooling costs
- **Rack-mount hardware***
Brackets provided to install in both 2- and 4-post racks — additional rails optional

*Rack-mount models only

SMC: entry-level UPS models

IDEAL FOR:

- Small business routers
- Entry-level servers
- Point-of-sale equipment

	SMC1000C	SMC1500C	SMC1000C-2UC	SMC1500C-2UC
OUTPUT				
Power capacity	600 W / 1,000 VA	900 W / 1,500 VA	600 W / 1,000 VA	900 W / 1,500 VA
Output connections (NEMA®)	(8) 5-15R		(6) 5-15R	
INPUT				
Input voltage range for main operations (max adjustable range)	93 – 130 V (85 – 136 V)		93 – 130 V (85 – 136 V)	
Input connection	5-15P		5-15P	
RUNTIME ESTIMATES				
200 W	:26	:36	:26	:48
300 W	:16	:23	:16	:31
500 W	:08	:12	:08	:16
700 W	–	:07	–	:10
Full load	:06	:05	:06	:07
COMMUNICATIONS AND MANAGEMENT				
Interface ports	USB and serial (RJ45)		USB and serial (RJ45)	
APC SmartConnect feature	Yes (Ethernet)		Yes (Ethernet)	
Control panel and audible alarms	Etched glass LCD display with LED status indicators: alarm on battery, distinctive “low battery” alarm		Etched glass LCD display with LED status indicators: alarm on battery, distinctive “low battery” alarm	
PHYSICAL				
Height (inches)	8.5	8.5	3.5	3.5
Width (inches)	6.7	6.7	17	17
Depth (inches)	17.3	17.3	16	18
Weight (pounds)	38	45	45	62

SMT: standard-level UPS models

IDEAL FOR:

- Various types of tower servers (from entry-level to mid-range)
- Storage
- Point-of-sale equipment and network devices



SMT1000C



SMT1000RM2UC



SMT1500C



SMT1500RM2UC

Life Is On

APC
by Schneider Electric

SMT: standard-level UPS models

IDEAL FOR:

- Various types of tower servers (from entry-level to mid-range)
- Storage
- Point-of-sale equipment and network devices

SMT features (in addition to entry-level SMC features):

- **Configurable, multi-lingual LCD display**
Provides UPS status and key measures at a glance. Clear and accurate, menu-driven display for easy set-up and customization with or without software installation
- **Extended-range automatic voltage regulation**
Provides enhanced brownout protection, boosting incoming voltage up to 30% without using battery power
- **Switched outlet group**
Controlled separately from the UPS for discrete reboot of hung devices, sequenced ON/OFF, and non-critical load shedding
- **Advanced battery management**
Innovative, dynamic recommended battery replacement date indicator
- **SmartSlot™ interface**
Accepts a wide array of accessory cards for advanced management and environmental monitoring
- **Rack-mount rails***
All hardware provided to securely install in your IT rack

*Rack-mount models only

SMT: standard-level UPS models

IDEAL FOR:

- Various types of tower servers (from entry-level to mid-range)
- Storage
- Point-of-sale equipment and network devices

	SMT750C	SMT1000C	SMT1500C	SMT2200	SMT3000
OUTPUT					
Power capacity	500 W / 750 VA	700 W / 1,000 VA	1,000 W / 1,500 VA	1,980 W / 2,200 VA	2,700 W / 3,000 VA
Output connections (NEMA)	(6) 5-15R	(8) 5-15R		(8) 5-15R, (2) 5-20R	
Switched outlet groups	-	1			
INPUT					
Input voltage range for main operations (max adjustable range)	82 – 144 V (adjustable to 75 – 154 V)				
Input connection	5-15P			5-20P	L5-30P
RUNTIME ESTIMATES					
200 W	:22	:45	1:24	2:17	2:29
500 W	:05	:10	:23	:51	:55
700 W	-	:06	:12	:34	:37
1,000 W	-	-	:07	:21	:23
1,400 W	-	-	-	:13	:14
1,600 W	-	-	-	:10	:12
Full load	:05	:06	:07	:07	:06
COMMUNICATION AND MANAGEMENT					
Interface ports	Serial (RJ45), USB, and SmartSlot				
APC SmartConnect feature	Yes (Ethernet)				
PHYSICAL					
Height (inches)	6.2	8.5	8.5	17	17
Width (inches)	5.4	6.7	6.7	7.7	7.7
Depth (inches)	14.1	17.3	17.3	21.5	21.5
Weight (pounds)	29	42	53	112	116

RACK-MOUNT MODELS

SMT: standard-level UPS models

IDEAL FOR:

- Various types of tower servers (from entry-level to mid-range)
- Storage
- Point-of-sale equipment and network devices

	SMT750RM2UC	SMT1000RM2UC	SMT1500RM1U	SMT1500RM2UC	SMT2200RM2U	SMT3000RM2U
OUTPUT						
Power capacity	500 W / 750 VA	700 W / 1,000 VA	1,000 W / 1,500 VA	1,000 W / 1,500 VA	1,980 W / 2,200 VA	2,700 W / 3,000 VA
Output connections (NEMA)	(6) 5-15R		(4) 5-15R	(6) 5-15R	(6) 5-15R, (2) 5-20R	
Switched outlet groups	1					
INPUT						
Input voltage range for main operations (max adjustable range)	82 – 144 V (adjustable to 75 – 154 V)					
Input connection	5-15P				5-20P	L5-30P
RUNTIME ESTIMATES						
200 W	:24	1:10	:55	1:32	1:24	1:26
500 W	:05	:17	:17	:26	:35	:38
600 W	-	:12	:13	:19	:28	:31
700 W	-	:09	:10	:14	:24	:26
1,000 W	-	-	:05	:07	:15	:17
1,400 W	-	-	-	-	:09	:11
1,600 W	-	-	-	-	:07	:09
Full load	:06	:09	:05	:07	:05	:03
COMMUNICATION AND MANAGEMENT						
Interface ports	Serial (RJ45), USB, and SmartSlot					
APC SmartConnect feature	Yes (Ethernet)		No	Yes (Ethernet)		
PHYSICAL						
Height (inches)	3.5	3.5	1.75	3.5	3.5	3.5
Width (inches)	17	17	17	17	19	19
Depth (inches)	16	18	26	18	27	27
Weight (pounds)	38	62	53	63	93	97

TOWER MODELS

RACK-MOUNT MODELS
with network management cards

SMT: Standard-level UPS models with network management cards

IDEAL FOR:

- Enterprise applications
- Centralized network management

	SMT750RM2UNC	SMT1500RM2UNC	SMT2200RM2UNC	SMT3000RM2UNC
OUTPUT				
Power capacity	500 W / 750 VA	1,000 W / 1,500 VA	1,980 W / 2,200 VA	2,700 W / 3,000 VA
Output connections (NEMA)	(6) 5-15R	(6) 5-15R	(6) 5-15R, (2) 5-20R	
Switched outlet groups	1			
INPUT				
Input voltage range for main operations (max adjustable range)	82 – 144 V (adjustable to 75 – 154 V)			
Input connection	5-15P		5-20P	L5-30P
RUNTIME ESTIMATES				
200 W	:24	1:32	1:24	1:26
500 W	:05	:26	:35	:38
600 W	-	:19	:28	:31
700 W	-	:14	:24	:26
1,000 W	-	:07	:15	:17
1,400 W	-	-	:09	:11
1,600 W	-	-	:07	:09
Full Load	:06	:07	:05	:03
COMMUNICATION AND MANAGEMENT				
Interface ports	Serial (RJ45), USB, and SmartSlot NC versions are delivered with network management card AP9631 preinstalled			
PHYSICAL				
Height (inches)	3.5	3.5	3.5	3.5
Width (inches)	17	17	19	19
Depth (inches)	16	18	27	27
Weight (pounds)	38	63	93	97

RACK-MOUNT MODELS

SMX: extended-run UPS models

IDEAL FOR:

- Convertible extended run models for critical servers and voice / data switches
- Expanded power needs via additional battery pack option



SMX1500RM2U



SMX1000



SMX750NC



SMX3000LVNC

Life Is On

APC
by Schneider Electric

SMX: extended-run UPS models

IDEAL FOR:

- Convertible extended run models for critical servers and voice / data switches
- Expanded power needs via additional battery pack option

SMX features (in addition to entry-level SMC features):

- **Slim 2U rack / tower and 4U short-depth convertible forms**
Display rotates easily for use in or out of a rack
- **High-frequency design**
Reduces size of (or eliminates) bulky transformers, making installation even easier
- **Low-voltage models**
(2 – 3 kVA) Configurable output from 100 V – 127 V on low-voltage models
- **Models available with pre-installed network cards**
Models with “NC” suffix have pre-installed AP9631 network cards with environmental monitoring
- **Smart external battery connector**
Accepts external batteries and increases runtime automatically to increase availability
- **Switched outlet groups**
Enables you to reboot hung devices, shed non-critical loads to conserve runtime, and sequence start-up / turn off

SMX: extended-run UPS models

IDEAL FOR:

- Convertible extended run models for critical servers and voice / data switches
- Expanded power needs via additional battery pack option

	SMX750	SMX1000	SMX1500RM2U	SMX2000RMLV2U	SMX2200RMLV2U	SMX3000RMLV2U
OUTPUT						
Power capacity	600 W / 750 VA	800 W / 1,000 VA	1,200 W / 1,500 VA	1,800 W / 2,000 VA	1,980 W / 2,200 VA	2,700 W / 3,000 VA
Nominal output voltage	120 V			120 V (user selectable 100 – 127 V)		
Output connections (NEMA)	(8) 5-15R			(3) 5-15R (3) 5-20R (1) L5-20R	(6) 5-15R (2) 5-20R	(3) 5-15R (3) 5-20R (1) L5-30R
Switched outlet groups	1	2	3			
INPUT						
Input voltage range for main operations (max adjustable range)	82 – 144 V (adjustable to 75 – 154 V)			70 – 153 V		
Input connection	5-15P			5-20P	L5-30P	
BATTERIES AND RUNTIME						
External battery pack (XBP)	SMX48RMBP2U			SMX120RMBP2U		
Typical backup time at varying load conditions and with external battery packs	Please refer to www.apc.com for runtime charts					
COMMUNICATION AND MANAGEMENT						
Interface ports	Serial (RJ45), USB, and SmartSlot					
APC SmartConnect feature	No					
PHYSICAL						
Height (inches)	3.5					
Width (inches)	17					
Depth (inches)	19			26.3		
Weight (pounds)	49	50	55	85		

EXTENDED-RUN MODELS
with network management cards

SMX: extended-run UPS models with network management cards

IDEAL FOR:

- Convertible extended run models for critical servers and voice / data switches
- Expanded power needs via additional battery pack option

	SMX750NC	SMX1500RM2UNC	SMX2000RMLV2UNC	SMX3000RMLV2UNC
OUTPUT				
Power capacity	600 W / 750 VA	1,200 W / 1,500 VA	1,800 W / 2,000 VA	2,700 W / 3,000 VA
Nominal output voltage	120 V		120 V (user selectable 100 – 127 V)	
Output connections (NEMA)	(8) 5-15R		(3) 5-15R (3) 5-20R (1) L5-20R	(3) 5-15R (3) 5-20R (1) L5-30R
Switched outlet groups	1	3		
INPUT				
Input voltage range for main operations (max adjustable range)	82 – 144 V (adjustable to 75 – 154 V)		70 – 153 V	
Input connection	5-15P		5-20P	L5-30P
BATTERIES AND RUNTIME				
External battery pack (XBP)	SMX48RMBP2U		SMX120RMBP2U	
Typical backup time at varying load conditions and with external battery packs	Please refer to www.apc.com for runtime charts			
COMMUNICATION AND MANAGEMENT				
Interface ports	Serial (RJ45), USB, and SmartSlot NC versions are delivered with network management card AP9631 preinstalled			
PHYSICAL				
Height (inches)	3.5			
Width (inches)	17			
Depth (inches)	19		26.3	
Weight (pounds)	49	55	85	

STANDARD EXTENDED-RUN MODELS

SHORT-DEPTH MODELS

SMX SHORT-DEPTH: extended-run UPS models

IDEAL FOR:

- Convertible extended run models for critical servers and voice / data switches
- Expanded power needs via additional battery pack option

	SMX2000LV	SMX3000LV	SMX3000HVT
OUTPUT			
Power capacity	1,800 W / 2,000 VA	2,700 W / 3,000 VA	2,700 W / 3,000 VA
Nominal output voltage	120 V (user selectable 100 – 127 V)		208 V (configurable to 220, 230, or 240 V nominal)
Output connections (NEMA)	(6) 5-15R (3) 5-20R (1) L5-20R	(6) 5-15R (3) 5-20R (1) L5-20R	(2) L6-20R (4) IEC® 320 C13 (2) IEC 320 C19
Switched outlet groups	3		
INPUT			
Nominal input voltage	120 V (user selectable 100 – 127 V)		208 V
Input voltage range for main operations (max adjustable range)	70 – 153 V		
Input connection	5-20P	L5-30P	IEC 320 C20
BATTERIES AND RUNTIME			
External battery pack (XBP)	SMX120BP		
Typical backup time at varying load conditions and with external battery packs	Please refer to www.apc.com for runtime charts		
COMMUNICATION AND MANAGEMENT			
Interface ports	Serial (RJ45), USB, and SmartSlot NC versions are delivered with network management card AP9631 preinstalled		
APC SmartConnect feature	No		
PHYSICAL			
Height (inches)	17		
Width (inches)	7		
Depth (inches)	19		
Weight (pounds)	85		

EXTENDED-RUN MODELS
with network management cards

SHORT-DEPTH MODELS
with network management cards

SMX SHORT-DEPTH: extended-run UPS models with network management cards

IDEAL FOR:

- Convertible extended run models for critical servers and voice / data switches
- Expanded power needs via additional battery pack option

	SMX2000LVNC	SMX3000LVNC
OUTPUT		
Power capacity	1,800 W / 2,000 VA	2,700 W / 3,000 VA
Nominal output voltage	120 V (user selectable 100 – 127 V)	
Output connections (NEMA)	(6) 5-15R (3) 5-20R (1) L5-20R	(6) 5-15R (3) 5-20R (1) L5-20R
Switched outlet groups	3	
INPUT		
Nominal input voltage	120 V (user selectable 100 – 127 V)	
Input voltage range for main operations (max adjustable range)	70 – 153 V	
Input connection	5-20P	L5-30P
BATTERIES AND RUNTIME		
External battery pack (XBP)	SMX120BP	
Typical backup time at varying load conditions and with external battery packs	Please refer to www.apc.com for runtime charts	
COMMUNICATION AND MANAGEMENT		
Interface ports	Serial (RJ45), USB, and SmartSlot NC versions are delivered with network management card AP9631 preinstalled	
PHYSICAL		
Height (inches)	17	
Width (inches)	7	
Depth (inches)	19	
Weight (pounds)	85	

SHORT-DEPTH MODELS



Smart-UPS management solutions

Life Is On | **APC**
by Schneider Electric

 **TelecomOptions**
CLEARLY YOUR BEST CHOICE

PowerChute Business Edition, for graceful UPS shutdown

Built-in manageability for your UPS unit.

While you're connected through a serial or USB interface, PowerChute Business Edition software provides UPS management, safe system shutdown, and innovative energy reporting capabilities. Energy usage, cost, and CO₂ reporting provides a greater understanding of the energy consumed by IT equipment, enabling improved energy efficiency. Advanced analysis features help to identify the causes of potential power-related problems before they occur, ensuring the health of your protected equipment.

PowerChute Business Edition features:

- Graceful system shutdown
- Fault notifications
- Risk-assessment reporting
- Scheduled shutdowns
- Energy-usage reporting
- Centralized monitoring
- Recommended actions
- Battery status
- Outlet-aware shutdown
- Event and data logging
- Power-event summary
- Voltage analysis



Life Is On

APC
by Schneider Electric

PowerChute Network Shutdown, for machine prioritization

Reliable, virtualized shutdown of multiple servers.

PowerChute Network Shutdown works in conjunction with the APC UPS Network Management Card to protect your customers' physical and virtual IT environments from threats to IT availability. Network-based, graceful, unattended shutdown of physical servers and virtual machines protects data integrity and reduces system downtime when power risks occur. This solution is easily configurable via browser interface, and it supports single, redundant, and parallel UPS configurations.



PowerChute Network Shutdown features:

- Graceful network-based shutdown
- Sequenced server shutdown
- Integration with VMware® and Microsoft® Hyper-V
- Support for virtual clusters
- Virtual machine migration / shutdown
- Virtual machine prioritization
- Command file integration
- Redundant and parallel UPS support
- Event logging
- HTTPS communications
- IPv6 support
- Scalable architecture for a host of client systems




Life Is On



The world's most popular UPS just got smarter

APC SmartConnect is here: the first cloud-connected UPS, from APC.

Select Smart-UPS units boast an ingenious networking feature that makes the legendary devices even more adaptable and even easier to deploy: APC SmartConnect — a feature which allows you to view the status of your UPS through a secure web portal. Through this innovative remote management interface, you'll receive automatic notifications, firmware updates, and advanced support. APC SmartConnect's easy-to-use network connectivity provides added value — and more important — added peace of mind.



Life Is On

APC
by Schneider Electric

APC SmartConnect: your availability expert

YOUR UPS IS A
DEPENDABLE
PARTNER.

Manage more
network devices
more efficiently while
providing the support
your clients expect.

EASY 3-STEP SET-UP



1
Install UPSs and attach
APC SmartConnect port to
your client's network.



2
Create a SmartConnect
account and download
plug-in for your RMM*.



3
Use RMM agent to
discover and associate
APC SmartConnect UPSs.

FEATURES



Easily integrates with
your RMM tools



Automatic alerts
and recommended actions



Access to expert advice
and support



Expand service offer
and SLA**

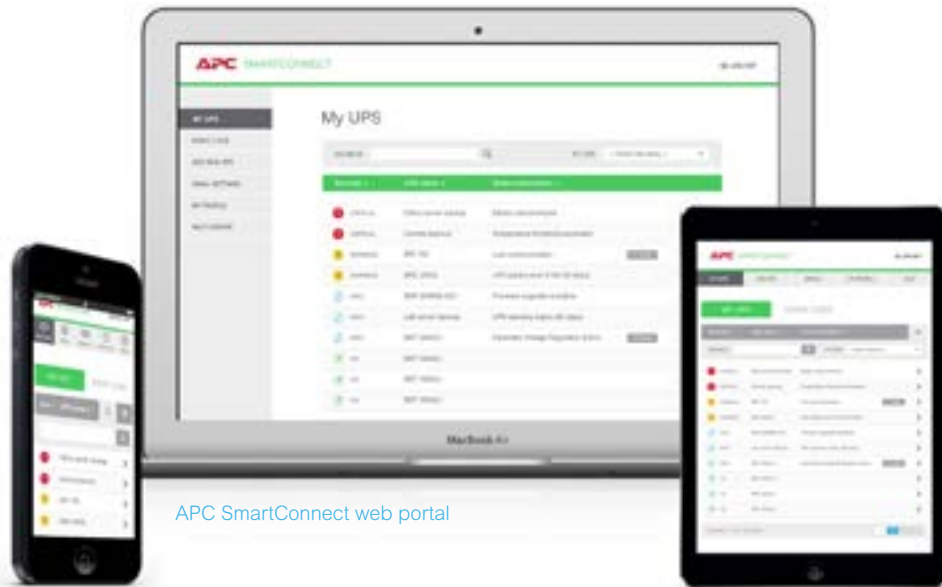

*RMM – Remote Monitoring and Management

**SLA – Service Level Agreement

Life Is On

APC
by Schneider Electric

APC SmartConnect: offers and interfaces



- Select Smart-UPS & Smart-UPS online models:
 - Embedded APC SmartConnect port
- APC SmartConnect web portal:
 - Access to UPSs from any connected device
 - Automatic, actionable notifications are centralized and easy to configure

Life Is On

APC
by Schneider Electric








APC SmartConnect: benefits

With APC SmartConnect, you'll benefit from:

- **Advice from the experts**
APC SmartConnect will routinely provide proactive UPS life-cycle recommendations so you can provide expert advice to your customers, maintaining your place as the face of their IT management.
- **Recurring revenue**
APC SmartConnect allows you to expand your portfolio easily, growing your business through a manageable solution critical to any IT setup.
- **Seamless integration**
Easily integrate with leading remote monitoring and management solutions, so you can manage customer portfolios from a single platform.
- **Automated for simplicity**
APC SmartConnect monitors APC UPS devices automatically without coding, SNMP traps, or software agents. Without impediment, you'll quickly set up your new IT solution.
- **Accessible**
The APC SmartConnect web portal is accessible from any internet-connected device, so you can check your customers' IT equipment on site or on-the-go.
- **Enabled as a standard**
APC SmartConnect will be automatically included, free of charge, on select Smart-UPS models; making it the perfect solution for price-conscious professionals in need of power security.
- **Another innovation from the industry leader**
The APC SmartConnect solution is the only UPS cloud offer on the market, delivered by the pioneers of uninterruptible power: APC by Schneider Electric, bringing you certainty in a connected world.

APC SmartConnect: saving your resources

It's a time-saving, resource-saving innovation that makes our legendary Smart-UPS models more adaptable, and easier to deploy.

 SECURE data encryption, user authentication, cybersecurity, and legal compliance					
 ECONOMICAL	 SIMPLE SET-UP & USE	 ACCESSIBLE & CONVENIENT	 INTEGRATED	 AUTOMATED	 ADVANCED SUPPORT
<ul style="list-style-type: none"> • Included on new models • No special software required • No gateway required 	<ul style="list-style-type: none"> • Plug-and-play • Minimal data for registration • Simple account log-in • Multiple device registration methods • Ability to un-pair 	<ul style="list-style-type: none"> • Easy-to-remember URL • Access from any internet device • Web portal with comprehensive UPS data • Tailored content based on the devices you have 	<ul style="list-style-type: none"> • Compatible with major RMM platforms • Comprehensive UPS data • Integrated alarming 	<ul style="list-style-type: none"> • Clear notifications • Actionable “active” notifications • Informational “passive” notifications 	<ul style="list-style-type: none"> • Data in CRM — so we know who you are when you call • Support access to data for troubleshooting • Life-cycle offer identifications for simple ordering

UPS network management cards

Connect to your network and enjoy direct control.

APC UPS network management cards allow for secure connection and control of an individual APC UPS via web browser, command-line interface, or SNMP. The configurable notification features keep you informed of problems as they occur. For protected servers, the included PowerChute Network Shutdown software provides graceful, unattended shutdown in the event of an extended power outage, always keeping business information safe.



Features and benefits

- **Browser accessible**
View the user interface with a browser for quick access from anywhere, on a secure network.
- **Remote device management**
Enable management of your UPS by connecting it directly to the network.
- **Fault notification**
Get real-time event notifications, minimizing response time to critical physical infrastructure situations — reducing meantime to repair, improving efficiency, and maximizing uptime.
- **Reboot equipment remotely**
Eliminates the need to dispatch technicians to remote locations.

Life Is On

APC
by Schneider Electric



Smart-UPS accessories

Product services and accessories

From additional power to smart management.

APC by Schneider Electric provides the highest quality services and solutions by trained and trusted professionals. Our world-class services offer a smart way to build, operate, and maintain your critical applications ... ensuring the right people are in the right place, at the right time.

Management cards

- AP9613: UPS network management card
- AP9624: UPS network management card with environmental monitoring
- AP9620: Legacy communications SmartSlot card

Battery packs


- SMX48RMBP2U: APC Smart-UPS 48 V External battery pack rack/tower
- SMX120RMBP2U: APC Smart-UPS 120 V External battery pack rack/tower

Additional accessories

- AP9625: APC Smart-UPS two-post rail kit
- SMX039-2: APC Smart-UPS 48 V Battery extension cable
- SMX040: APC Smart-UPS 120 V Battery extension cable

Service bypass panels

- SBP1500RM: APC service bypass PDU, 120 V; 15 AMP W / (8) NEMA 5-15R
- SBP3000RM: APC Service bypass PDU, 120 V; 30 AMP W / (4) NEMA 5-20R and (1) L5-30R
- SBP3000: APC Service bypass panel, 100 – 240 V; 30 A; BBM; hard-wire input / output
- SBP3000RMHW: APC service bypass panel, 100 – 240 V; 30 A; BBM; hard-wire input / output



Smart-UPS: legendary uninterruptible power



Phone: 204-233-6100

Toll-free: 866-233-6100

Email: esales@telecomoptions.com

©2017 Schneider Electric. All Rights Reserved. Schneider Electric | Life Is On, APC, Smart-UPS, PowerChute, and SmartSlot are trademarks and the property of Schneider Electric SE, its subsidiaries, and affiliated companies. All other trademarks are the property of their respective owners. • 998-19812168