

# *AFI Series*

FIXED INSTALLATION SPEAKERS



**APOGEE**<sup>TM</sup>

**SOUND INTERNATIONAL, LLC**

# AFI Series



## ***Introducing the Apogee Fixed Installation Series... AFI Loudspeakers***

The Apogee AFI Series loudspeakers provide what sound contractors demand— high quality, highly reliable loudspeakers at a competitive price.

### ***Models for Every Application Requirement***

A wide variety of models suit the needs of a broad scope of application requirements for speakers, subwoofers, and monitors in small to mid-sized corporate boardrooms, school auditoriums, restaurants, bars, retail stores, houses of worship, theaters, concert halls, sport venues, theme parks, clubs, and discos.

*Features and options include:*

- Apogee Quality Custom Drivers
- Apogee Quality Crossovers
- Magnetic Fluid-Cooled Drivers
- 13 to 18 Ply Birch Hardwood Enclosure Panels
- Passive or Bi-amped Systems (*select models*)
- Multiple Horn Pattern Options (*select models*)
- Rotatable Horns
- Apogee or OmniMount Rigging
- Steel Reinforced Rigging Points
- Two Standard Colors, Black or White
- Custom Colors Available

### ***Loudspeaker Processing***

The AFI Fixed Installation Series is a "processor optional" series, which means they can be used alone or with an additional processor. The choice is up to the installer.

Apogee offers two processor choices - the AFI Mainframe Controller (MFC) and the DLC24 Digital Loudspeaker Controller. The AFI-MFC provides dedicated processing including active protective limiting to guard against abuse, fixed EQ points, and electronic crossovers for the bi-amped models. The DLC24 is a networkable DSP-based management system for loudspeaker settings, user configurable room equalization and delay, and includes a full set of monitoring and control features. (The AFI-9 can only be used with the DLC24.)

# AFI-Point 5

## Loudspeaker System

The AFI-Point5 is an ultra-compact, high fidelity, full-range speaker system designed for applications where small size is required. It is perfect for monitoring, delay fill in theaters, and distributed systems.

### ENGINEERING DATA

**Format:**

Mono Amp/Two-way

**Drivers:**

LF: 5.25" (123mm) driver exit  
HF: 0.5" (13mm) tweeter

**Dispersion:**

H: 100° x V: 100°

**Frequency Response (1m on axis):**

100 Hz to 20 kHz  $\pm$  3 dB, -10 @ 60 Hz

**Max. SPL (@1m):**

107 dB cont./113 dB peak

**PTML (Peak Transient Mechanical Limit):**  
121 dB

**Sensitivity (1W @ 1m):**

87.5 dBspl/100 Hz to 20 kHz

**Nominal Impedance:**

8  $\Omega$

**Max. Power Handling (cont./peak):**

60W cont./240W peak

**Dimensions:**

**front:** 6.25"(159mm) W x 9.25"(235mm) H  
**rear:** 5.625"(143mm) W x 9.25"(235mm) H  
**depth:** 7"(178mm)

**Weight:**

4.5 lb. (2 kg)

# AFI-Point 5



# AFI-WA

## Loudspeaker System

The AFI-WA (Wide Angle) is a low-profile fill speaker with a rotatable horn, allowing easy integration for under balcony, stage lip, ceiling mount, or column mount applications.

### ENGINEERING DATA

**Format:**

Passive/Three-way

**Drivers:**

LF: 8" (203mm) driver  
MF: 6.5" (165mm) driver  
HF: 1.4" (35.6mm) voice coil,  
1" (25.4mm) driver exit

**Dispersion:**

H: 120° x V: 45° (rotatable)

**Frequency Response (1m on axis):**

62 Hz to 17 kHz  $\pm$  3 dB

**Max. SPL (@1m):**

117 dB cont./123 dB peak

**PTML (Peak Transient Mechanical Limit):**  
132 dB

**Sensitivity (1W @ 1m):**

94 dB

**Nominal Impedance:**

8  $\Omega$

**Max. Power Handling (cont./peak):**

225 W cont./900 W peak

**Dimensions:**

**front:** 9.7"(247mm) W x 26.4"(671mm) H  
**rear:** 5.8"(148mm) W x 26.4"(671mm) H  
**depth:** 12.7"(323mm)

**Weight:**

36 lb. (16.3 kg)

# AFI-WA



# AFI-1s2

## Loudspeaker System

The AFI-1s2 is a powerful, full range, yet compact speaker, designed specifically for A/V presentations in corporate boardrooms, speech reinforcement in houses of worship, or background music in restaurants.

### ENGINEERING DATA

**Format:**

Passive/Two-way

**Drivers:**

LF: 8" (203mm) driver  
HF: 1.4" (35.6mm) voice coil,  
1" (25.4mm) driver exit

**Dispersion:**

H: 75° x V: 60° (rotatable)

**Frequency Response (1m on axis):**

66 Hz to 15.5 kHz  $\pm$  3 dB

**Max. SPL (@1m):**

114 dB cont./120 dB peak

**PTML (Peak Transient Mechanical Limit):**  
127 dB

**Sensitivity (1W @ 1m):**

93 dB

**Nominal Impedance:**

8  $\Omega$

**Max. Power Handling (cont./peak):**

150 W cont./600 W peak

**Dimensions:**

**front:** 9.7"(247mm) W x 17.5"(446mm) H  
**rear:** 5.8"(147mm) W x 17.5"(446mm) H  
**depth:** 12.6"(320mm)

**Weight:**

26 lb. (11.8 kg)

# AFI-1s2



# AFI-2s2



## AFI-2s2 Loudspeaker System

The AFI-2s2, with its carefully arranged woofers, extends vertical pattern control down to 500 Hz making it ideal for smaller spaces with poor acoustics. It is well suited for use as the main speaker in mid-sized houses of worship, auditoriums, and meeting rooms. With 118 dB max SPL, the AFI-2s2 is powerful enough for bars and small clubs.

### ENGINEERING DATA

**Format:**

Passive/Two-way

**Drivers:**

LF: Two 8" (203mm) drivers  
HF: 1.4" (35.6mm) voice coil,  
1" (25.4mm) driver exit

**Dispersion:**

H: 75° x V: 60° (rotatable)

**Frequency Response (1m on axis):**

66 Hz to 15.5 kHz  $\pm$  3 dB

**Max. SPL (@1m):**

120 dB cont./126 dB peak

**PTML (Peak Transient Mechanical Limit):**  
135 dB

**Sensitivity (1W @ 1m):**  
96 dB

**Nominal Impedance:**  
16 $\Omega$

**Max. Power Handling (cont./peak):**  
225 W cont./900 W peak

**Dimensions:**

**front:** 9.7"(247mm) W x 26.4"(671mm) H  
**rear:** 5.8"(147mm) W x 26.4"(671mm) H  
**depth:** 12.7"(323mm)

**Weight:**  
36 lb. (16.3 kg)

# AFI-3



## AFI-3 Loudspeaker System

The AFI-3 offers exceptional output power with excellent high frequency pattern control. With the addition of a subwoofer, the AFI-3 can handle high-level music in clubs and discos. The AFI-3 high frequency horn is available in a 60° x 45° or 90° x 45° pattern. These horns and the logo plate are rotatable to allow alternative hanging positions.

### ENGINEERING DATA

**Format:**

Passive/Two-way

**Drivers:**

LF: Neodymium Magnet: 10" (254mm) driver  
HF: 1.75" (45mm) voice coil,  
1" (25.4mm) driver exit

**Dispersion:** AFI-3 - H: 60° x V: 45° (rotatable)  
AFI-3W - H: 90° x V: 45° (rotatable)

**Frequency Response (1m on axis):**

61 Hz to 20 kHz  $\pm$  3 dB

**Max. SPL (@1m):**

120 dB cont./126 dB peak

**PTML (Peak Transient Mechanical Limit):**  
137 dB

**Sensitivity (1W @ 1m):**  
96 dBspl/100 Hz to 4 kHz

**Nominal Impedance:**  
8 $\Omega$

**Max. Power Handling (cont./peak):**  
200 W cont./800 W peak

**Dimensions:**

**front:** 13.5"(343mm) W x 26"(660mm) H  
**rear:** 8.2"(207mm) W x 26"(660mm) H  
**depth:** 12.1"(307mm)

**Weight:**  
45 lb. (21 kg)

# AFI-4

## Loudspeaker System

The AFI-4 is a fully arrayable loudspeaker versatile enough for clubs, discos, churches, theaters, and theme parks. Much of this versatility comes from the available options that include a 60° x 45°, or 90° x 45° horn as well as bi-amplification capabilities. These horns, as well as the logo plate, are rotatable to allow alternative hanging positions.

### ENGINEERING DATA

#### Format:

AFI-4/4W Passive/Two-way  
AFI-4B/4WB - Active/Bi-amped/Two-way

#### Drivers:

LF: Neodymium Magnet: 12" (305mm) driver  
HF: 1.75" (45mm) voice coil,  
1" (25.4mm) driver exit

#### Dispersion:

AFI-4/4B - H: 60° x V: 45° (rotatable)  
AFI-4W/4WB - H: 90° x V: 45° (rotatable)

#### Frequency Response (1m on axis):

58 Hz to 20 kHz ± 3 dB

#### Max. SPL (@1m):

AFI-4 - 124 dB cont./130 dB peak  
AFI-4B - 124 dB cont./130 dB peak

#### PTML (Peak Transient Mechanical Limit):

AFI-4: 138 dB; AFI-4B: 139 dB

#### Sensitivity (1W @ 1m):

AFI-4: 99 dBspl/100 Hz to 4 kHz  
AFI-4B LF: 99 dBspl/100 Hz to 1.4 kHz  
HF: 103 dBspl/1.4 kHz to 5 kHz

#### Nominal Impedance:

8Ω, each driver

#### Max. Power Handling (cont./peak):

AFI-4: 300 W cont./120000 W peak  
AFI-4B LF: 300 W cont./1200 W peak  
HF: 75 W cont./300 W peak

#### Dimensions:

front: 15.3"(389mm) W x 28.2"(716mm) H  
rear: 9.9"(252mm) W x 28.2"(716mm) H  
depth: 12.1"(307mm)

#### Weight:

53 lb. (24 kg)

# AFI-4



# AFI-4M

## Stage Monitor

The AFI-4M is a two-way multi-angle monitor available in a passive or bi-amplified configuration. Additionally, the high frequency horn is available in both a 60° x 45° and a 90° x 45° pattern, both rotatable.

### ENGINEERING DATA

#### Format:

AFI-4M/4MW Passive/Two-way  
AFI-4MB/4MWB - Active/Bi-amped/Two-way

#### Drivers:

LF: Neodymium Magnet: 12" (305mm) driver  
HF: 1.75" (45mm) voice coil,  
1" (25.4mm) driver exit

#### Dispersion:

AFI-4M/4MB - H: 60° x V: 45° (rotatable)  
AFI-4MW/4MWB - H: 90° x V: 45° (rotatable)

#### Frequency Response (1m on axis):

58 Hz to 20 kHz ± 3 dB

#### Max. SPL (@1m):

AFI-4M - 121 dB cont./127 dB peak  
AFI-4MB - 122 dB cont./128 dB peak

#### PTML (Peak Transient Mechanical Limit):

AFI-4M: 138 dB; AFI-4MB: 139 dB

#### Sensitivity (1W @ 1m):

AFI-4M: 99 dBspl/100 Hz to 4 kHz  
AFI-4MB LF: 99 dBspl/100 Hz to 1.4 kHz  
HF: 103 dBspl/1.4 kHz to 5 kHz

#### Nominal Impedance:

8Ω, each driver

#### Max. Power Handling (cont./peak):

AFI-4M: 200 W cont./800 W peak  
AFI-4MB LF: 200 W cont./800 W peak  
HF: 75 W cont./300 W peak

#### Dimensions:

28.1"(714mm) W x 14.7"(373mm) H  
x 14.9"(379mm) D

#### Weight:

53 lb. (24 kg)

# AFI-4M



# AFI-8



## AFI-8 Loudspeaker System

The AFI-8 is a fully arrayable loudspeaker capable of filling large churches, theaters, sports venues, and theme parks with clean, articulate full bandwidth sound. Available with a 60° x 40°, or 90° x 40°, high frequency horn patterns insuring that the AFI-8 works flawlessly in any room configuration. A bi-amplified version is also available.

### ENGINEERING DATA

#### Format:

AFI-8/8W Passive/Two-way  
AFI-8B/8WB Active/Bi-amped/Two-way

#### Drivers:

LF: Neodymium Magnet 15" (381mm) driver  
HF: 3" (76mm) voice coil,  
2" (51mm) driver exit

#### Dispersion:

AFI-8/8B - H: 60° x V: 40°  
AFI-8W/8WB - H: 90° x V: 40°

#### Frequency Response (1m on axis):

46 Hz to 20 kHz ± 3 dB

#### Max. SPL (@1m):

AFI-8 - 127 dB cont./133 dB peak  
AFI-8B - 127 dB cont./133 dB peak

#### PTML (Peak Transient Mechanical Limit):

AFI-8: 141 dB; AFI-8B: 142 dB

#### Sensitivity (1W @ 1m):

AFI-8: 98 dBspl/100 Hz to 4 kHz  
AFI-8B LF: 99 dBspl/100 Hz to 900 Hz  
HF: 104 dBspl/900 Hz to 5 kHz

#### Nominal Impedance:

8Ω, each driver

#### Max. Power Handling (cont./peak):

AFI-8: 400 W cont./1600 W peak  
AFI-8B LF: 600 W cont./2400 W peak  
HF: 150 W cont./600 W peak

#### Dimensions:

front: 20.25"(515mm) W x 30.25"(769mm) H  
rear: 13.3"(338mm) W x 30.25"(769mm) H  
depth: 15.1"(384mm)

#### Weight:

77 lb. (35 kg)

# AFI-9



## AFI-9 Loudspeaker System

The AFI-9 is a fully arrayable loudspeaker capable of filling large churches, theaters, sports venues, and theme parks with clean, articulate full bandwidth sound. Available with a 60° x 40° high frequency horn pattern insuring that the AFI-9 works flawlessly in any room configuration.

### ENGINEERING DATA

#### Format:

Passive/Three-way

#### Drivers:

LF: Neodymium Magnet: Dual 12" (305mm)  
drivers  
MF: Dual 6.5" (165mm) cone-type drivers  
HF: Neodymium Magnet: 4" (100mm)  
voice coil; 2" (51mm) exit driver

#### Dispersion:

H: 60° x V: 40°

#### Frequency Response (1m on axis):

55 Hz to 20 kHz ± 3 dB

#### Max. SPL (@1m):

127 dB cont./133 dB peak

#### PTML (Peak Transient Mechanical Limit):

147 dB

#### Sensitivity (1W @ 1m):

104 dBspl/100 Hz to 10 kHz

#### Nominal Impedance: 16 ohms

Each driver:

LF: 2 X 8Ω = 16Ω

MF: 2 X 8Ω = 16Ω

HF: 1 X 8Ω = 8Ω

#### Max. Power Handling (cont./peak):

LF: 600 W cont./2400 W peak

MF: 400 W cont./1600 W peak

#### Dimensions:

front: 28.25"(717mm) W x 30.83"(783mm) H  
rear: 15.39"(391mm) W x 30.83"(783mm) H  
depth: 24.95"(634mm)

#### Weight:

144 lb. (65.3 kg)

## AFI-115 Subwoofer System

The AFI-115 features a high power, long excursion, fluid treated 15" (380mm) cone driver capable of powerful, tight, and extremely rich bass. It works perfectly in combination with the AFI-4, AFI-3, or other smaller AFI full-range speakers. The AFI-115 is superb for multi-media presentations, clubs, houses of worship, discos, concert halls, and theaters.

### ENGINEERING DATA

**Format:**

Front-loaded

**Drivers:**

Neodymium Magnet: 15" (381mm) driver

**Dispersion:**

Omni-directional

**Frequency Response (1m on axis):**

40 Hz to 125 Hz  $\pm$  3 dB

**Max. SPL (@1m):**

124 dB cont./130 dB peak

**PTML (Peak Transient Mechanical Limit):**  
139 dB

**Sensitivity (1W @ 1m):**  
97 dB

**Nominal Impedance:**  
8  $\Omega$

**Max. Power Handling (cont./peak):**  
400 W cont./1600 W peak

**Dimensions:**  
21"(534mm) W x 20.9"(531mm) H  
x 22.3"(567mm) D

**Weight:**  
71 lb. (33 kg)

# AFI-110



# AFI-115



# AFI-118



## AFI-118 Subwoofer System

The AFI-118 features a high power, long excursion, 18" (460mm) cone driver capable of deep, rich, and extremely powerful bass. It works perfectly in combination with any AFI full-range speaker. The AFI-118 is superb for multi-media presentations, clubs, churches, discos, concert halls, and theaters.

### ENGINEERING DATA

**Format:**

Front-loaded

**Drivers:**

18" (460mm) driver, Ferrofluid Damped and Thermally Cooled

**Dispersion:**

Omni-directional

**Frequency Response (1m on axis):**

35 Hz to 70 Hz  $\pm$  3 dB

**Max. SPL (@1m):**

126 dB cont./132 dB peak

**PTML (Peak Transient Mechanical Limit):**  
142 dB

**Sensitivity (1W @ 1m):**  
98 dB

**Nominal Impedance:**  
8  $\Omega$

**Max. Power Handling (cont./peak):**  
600 W cont./2400 W peak

**Dimensions:**  
21"(534mm) W x 27"(686mm) H  
x 27.1"(689mm) D

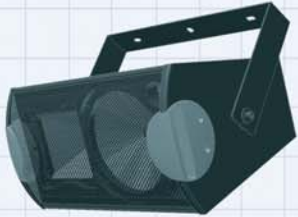
**Weight:**  
97 lb. (44 kg)

## Apogee AFI Loudspeaker Rigging Systems

The various yokes and assemblies listed in this section have been designed, built, and tested to provide safe, proper, and economical methods of employing Apogee speaker systems in both fixed installations and temporary applications. Apogee also provides additional hardware not shown here.


### AFI-1 with Yoke Assembly

One piece yokes are available for all AFI products smaller than the AFI-3.



### AFI-4 with Horizontal Yoke Assembly

Horizontal Yoke Assemblies are available for the AFI-3 and the AFI-4.




### AFI-4 with Vertical Yoke Assembly

Vertical Yoke Assemblies are available for the AFI-3, AFI-4, and AFI-8.



### AFI-4 with Adjustable Rigging Beam

Adjustable Rigging Beam Assemblies are available for the AFI-3, AFI-4, and the AFI-8.



### AFI-4 with Tight Pack Rigging Plates

Tight Pack Rigging Plate Assemblies are available for the AFI-3, AFI-4, and the AFI-8.



### AFI-9 with Yoke Assembly

Vertical yokes are available for the AFI-9.



### OmniMount Option

Most AFI loudspeakers (not subwoofers) are designed to accept OmniMount mounting brackets. For the precise attachment location & model numbers, please visit our web site at: [www.apogee-sound.com](http://www.apogee-sound.com)

**APOGEE**  
SOUND INTERNATIONAL, LLC

